

PRECATÓRIO Nº 200960000269
PROCESSO Nº

ARCO LOBOS DE FARIA
andado / Segurança No. 2403/90

DATA: 30/08/95
PAG: 01


* Assembleia Legislativa

RELAÇÃO DE FUNCIONARIOS

ATR. NOME	TOT. BTN/UFIR	VALOR R\$	JUROS	TOTAL
15560 Adelson Salezze	225.122,88	170.282,95	53.639,12	223.922,07
34978 Ademir Cosme	112.805,13	85.325,80	26.877,62	112.203,42
17414 Ademir Miranda Mercon	411.245,13	311.065,82	97.985,73	409.051,55
16526 Adenis Miranda	259.979,19	196.648,26	61.944,20	258.592,46
28594 Admilson Jose Siqueira	7.418,38	5.611,26	1.767,54	7.378,80
35889 Adriana dos Santos Ferreira	102.293,99	77.375,17	24.373,17	101.748,34
35774 Adriane Barbosa Goncalves	111.991,75	84.710,56	26.683,82	111.394,38
16568 Agostinho Anholetti	325.034,06	245.855,76	77.444,56	323.300,32
00320 Alcione Alvarenga Pinheiro	7.718,49	5.838,27	1.839,05	7.677,32
35743 Alcir Evangelista dos Reis	91.029,22	68.854,50	21.689,16	90.543,66
35849 Alda Maria Moraes	36.099,26	27.305,48	8.601,22	35.906,70
28876 Alda Rogeria C. Nascimento	69.794,60	52.792,64	16.629,68	69.422,32
35443 Aldeci Alves de Brito	63.847,77	48.294,45	15.212,75	63.507,20
16515 Aldecy Carvalho Antunes	790.240,91	597.738,22	188.287,53	786.025,75
19098 Aliete dos Santos Baptista	127.160,96	96.184,55	30.298,13	126.482,68
35738 Aloey Almeida Soares Camello	195.541,13	147.907,31	46.590,80	194.498,11
22497 Amalia Benezath Cabral	286.194,32	216.477,38	68.190,37	284.667,75
200316 Ana Claudia Ponche	15.830,17	11.973,94	3.771,79	15.745,73
29456 Ana Cristina Oliveira Passos	121.971,55	92.259,28	29.061,67	121.320,95
1974 Ana Fabiola Gomes Martinelli	18.148,83	13.727,78	4.324,25	18.052,03
16537 Ana Maria Rangel Gobette	361.202,08	273.213,25	86.062,17	359.275,42
16744 Ana Maria Ribeiro de Castro	204.770,72	154.888,57	48.789,89	203.678,46
34748 Ana Maria de Freitas	59.981,39	45.369,92	14.291,52	59.661,44
16524 Anadino Zambe	364.987,26	276.076,36	86.964,05	363.040,41
17890 Anadir Loureiro Rocha	61.055,78	46.182,59	14.547,51	60.730,10
200240 Anair da Penha Erlacher	104.896,77	79.343,92	24.993,33	104.337,25
16598 Anathildes Barc.de F.Zambon	260.470,85	197.020,15	62.061,34	259.081,49
16542 Anayr Guidoni Nippes	198.165,75	149.892,57	47.216,15	197.108,72
16622 Angela Maria G. Nascimento	194.071,07	146.795,36	46.240,53	193.035,89
17520 Angela Maria Habbad Pafa	340.026,05	257.195,70	81.016,64	338.212,34
16543 Angela Terezinha Endlich	212.704,63	160.889,78	50.680,28	211.570,06
16534 Angelo Agostinho Pavesi	438.218,46	331.468,44	104.412,55	435.880,99
16497 Antidio Franca de Oliveira	80.282,20	60.725,46	19.128,51	79.853,97
35927 Antonio Agostinho Anholetti	110.121,32	83.295,77	26.238,16	109.533,93
35826 Antonio Carlos de L. e Souza	17.220,99	13.025,96	4.103,17	17.129,13
34973 Antonio Domingos Morelato	16.207,53	12.259,38	3.861,70	16.121,08
200153 Antonio Mameri de Azevedo	31.355,23	23.717,10	7.470,88	31.187,98
16514 Antonio Martins Paixao	295.136,83	223.241,50	70.321,07	293.562,57
16658 Antonio Sergio Nunes Lyra	228.394,35	172.757,49	54.418,60	227.176,09
34522 Antonio Tadeu P. Carneiro	107.917,51	81.628,80	25.713,07	107.341,87
18415 Antonio de Castro Filho	397.839,61	300.925,88	94.791,65	395.717,53
16532 Ardelino Inacio da Silva	372.377,68	281.666,48	88.724,94	370.391,42
25736 Arlete Maria Jacobsem	139.954,69	105.861,73	33.346,44	139.208,17
35754 Arlinda Lima de F. Moreira	18.148,83	13.727,78	4.324,25	18.052,03
17307 Artenio Mercon	18.148,83	13.727,78	4.324,25	18.052,03
35980 Atilio Dezan	86.307,23	65.282,79	20.564,07	85.846,86
35718 Augusto Curry Evangelista	8.157,47	6.170,31	1.943,64	8.113,95
35751 Benedito Denoni Bom	19.763,95	14.949,45	4.709,07	19.658,52
16549 Benedito Francisco Oliveira	243.589,13	184.250,82	58.039,00	242.289,82
16566 Berenice Caldas Brandao	531.176,65	401.782,02	126.561,33	528.343,35
34966 Bernadete Lopes Monteiro	112.649,78	85.208,29	26.840,61	112.048,90
16569 Carli Margarida G. Silva	144.739,77	109.481,16	34.486,56	143.967,72
16649 Carlos Augusto Ferreira Falcao	191.828,53	145.099,10	45.706,21	190.805,31
34908 Carlos Eduardo Casa Grande	221.311,15	167.399,75	52.730,92	220.130,67
35372 Carlos Eduardo Ribeiro Lemos	172.050,37	130.138,90	40.993,75	171.132,65
16505 Carlos Francisco Damico	280.666,23	212.295,94	66.873,22	279.169,16
28529 Carlos Luiz do Sacramento	70.983,98	53.692,28	16.913,06	70.605,34
16584 Carlos Roberto Dias	133.934,55	101.308,09	31.912,04	133.220,13

412
w


BENEFICIÁRIOS JA CITADOS EM CESSÃO DE DIREITOS



RELACAO DE FUNCIONARIOS

MATR.	NOME	TOT. BTN/UFIR	VALOR R\$	JUROS	TOTAL
16502	Carmelita Silveira Loureiro	300.213,01	227.081,12	71.530,55	298.611,67
16589	Cecilia Motta Soares	215.607,23	163.085,31	51.371,87	214.457,18
34996	Celia Maria da Penha	59.784,66	45.221,12	14.244,65	59.465,77
35803	Celina de Lima Guarnieri	41.605,76	31.470,60	9.913,23	41.383,83
16711	Cilda Neves Machado Santos	17.896,42	13.536,85	4.264,10	17.800,95
16605	Clarisse Goncalves da Silva	216.352,75	163.649,22	51.549,50	215.198,72
35409	Claudia Marçal Rodrigues Cruz	201.305,90	152.267,78	47.964,35	200.232,13
16729	Consuelo Gomes da Silva	83.645,92	63.269,77	19.929,97	83.199,74
16583	Creuza Aragao Barreto	180.833,05	136.782,12	43.086,36	179.868,48
34746	Cristiane Silva Neves	95.039,42	71.887,82	22.644,66	94.532,48
16590	Dalva Cipreste	150.613,54	113.924,08	35.886,08	149.810,16
26151	Daniilo Canal	199.714,41	151.063,98	47.585,15	198.649,13
16611	Darcilene Brito Genier	147.453,92	111.534,15	35.133,25	146.667,40
35773	Debora Luchi Binda	118.690,09	89.777,18	28.279,81	118.056,99x
34137	Denise Martins Chiabal	200.926,09	151.980,49	47.873,85	199.854,34
27651	Deorcy Pereira dos Santos	70.533,31	53.351,40	16.805,69	70.157,09
35827	Deuzedino Ozilio de Aquino	5.549,48	4.197,63	1.322,25	5.519,88
16494	Debalice Nunes Queiroz	183.658,02	138.918,93	43.759,46	182.678,39
35448	Dorotea Maria Marochio	148.248,98	112.135,53	35.322,69	147.458,22
28832	Edileide Batista de Lima	93.993,76	71.096,88	22.395,51	93.492,39
16511	Edmilson Rodrigues Pereira	392.527,75	296.907,99	93.526,01	390.434,00
16764	Edna Comes Dias	153.459,13	116.076,49	36.564,09	152.640,58
35740	Edvania Goreth Breger	60.524,56	45.780,78	14.420,94	60.201,72
35886	Eliana Marcia N. Fernandes	9.615,52	7.273,18	2.291,05	9.564,23
16714	Elias Antonio Bianc. Betini	158.455,72	119.855,91	37.754,61	157.610,52
35919	Elias de Azevedo Etiene	98.699,70	74.656,45	23.516,78	98.173,23
35747	Elinete da Silva Souza	27.848,60	21.064,68	6.635,37	27.700,05
35378	Elisa Maria Guimaraes	145.000,84	109.678,64	34.548,77	144.227,41
16652	Elvira Esthephanio	141.926,34	107.353,08	33.816,22	141.169,30
16510	Ely Moraes dos Santos	234.809,35	177.609,79	55.947,08	233.556,87
16479	Elza Felipe Nader	435.427,15	329.357,10	103.747,48	433.104,58
13991	Estelina Guedes Teixeira	8.698,91	6.579,86	2.072,65	8.652,51
16645	Eunice Andrade dos Santos	98.997,84	74.881,97	23.587,82	98.469,79
200194	Evandro Bastos Sidrin	795.502,39	601.718,01	189.541,17	791.259,18
200322	Fabio Pimentel Rosa	7.718,49	5.838,27	1.839,05	7.677,32
16629	Fernando da Victoria Junior	111.420,35	84.278,35	26.547,68	110.826,03
27644	Florsina Boeker Querino	75.488,41	57.099,43	17.986,32	75.085,75
28729	Francisca Maria de Jesus	74.866,16	56.628,76	17.838,05	74.466,81
34750	Francisco Carlos Lopes Pisa	81.405,44	61.575,07	19.396,14	80.971,21
35437	Francisco de Assis D. Pirola	167.065,76	126.368,54	39.806,09	166.174,63
16725	Gedilson Praga Lirio	258.711,50	195.689,38	61.642,15	257.331,53
35054	Geisa Maria Patrocinio Campos	18.148,83	13.727,78	4.324,25	18.052,03
200239	Gelio Serpa de Souza	31.542,33	23.858,62	7.515,46	31.374,08
16483	Gerson Rodrigues	92.472,63	69.946,30	22.033,08	91.979,38
16667	Gildo Ribeiro da Silva	16.253,67	12.294,28	3.872,69	16.166,97
27959	Gilson Figueredo Diniz	101.354,31	76.664,40	24.149,28	100.813,68
16477	Gilson Jose Pandolpho Conti	120.446,80	91.105,96	28.698,37	119.804,33
200321	Glicer Davel da P. Caetano	7.718,49	5.838,27	1.839,05	7.677,32
35737	Gustavo Mercon	111.832,90	84.590,41	26.645,97	111.236,38
25719	Haroldo de Almeida Dutra	284.117,30	214.906,33	67.695,49	282.601,82
16707	Helder Perozini	153.926,33	116.429,88	36.675,41	153.105,29
34428	Helena Louzada Martins Silva	173.546,05	131.270,23	41.350,12	172.620,35
16593	Hermenegilda A. da Silva	258.507,30	195.534,92	61.593,49	257.128,41
27889	Herminia Feitosa da Silva	115.493,60	87.359,36	27.518,19	114.877,55
35279	Herminia Gomes Lemos	164.186,54	124.190,70	39.120,07	163.310,77
16612	Hilda Feu Nicolau	67.075,49	50.735,90	15.981,80	66.717,70
16500	Hilson Amaral Nunes	446.737,47	337.912,22	106.442,34	444.354,56
16539	Hopheni da Silva	412.049,78	311.674,45	98.177,45	409.851,90

4/3
 2/2



RELACAO DE FUNCIONARIOS

MATR.	NOME	TOT. BTN/UFIR	VALOR R\$	JUROS	TOTAL
16640	Iara Lopes Martins	340.070,21	257.229,11	81.027,16	338.256,27
27645	Ieda Maria de Menezes	373.831,31	282.766,00	89.071,29	371.837,29
16646	Ignacio Ribeiro	218.761,92	165.471,52	52.123,52	217.595,04
16564	Ildefonso Vasconcelos	195.202,76	147.651,37	46.510,18	194.161,55
28533	Ildete Fernandes de Aquino	106.217,14	80.342,64	25.307,93	105.650,57
16616	Ilka Loureiro Rocha	77.497,70	58.619,26	18.465,06	77.084,32
34745	Ilma Teixeira Faria	99.760,19	75.458,61	23.769,46	99.228,07
16647	Ines Fonseca Nunes	149.167,10	112.829,99	35.541,44	148.371,43
35745	Ines Klein	10.169,91	7.692,52	2.423,14	10.115,66
29588	Inimah Ponche	17.427,23	13.181,96	4.152,31	17.334,27
16693	Iodete Broetto do Couto	229.092,30	173.285,42	54.584,90	227.870,32
16596	Iracema Bourguignon Costa ²	231.462,97	175.078,59	55.149,75	230.228,34
29912	Iribete Suely Zambé	246.318,27	186.315,14	58.689,26	245.004,40
35746	Isabel C. Freitas Santos Rocha	166.582,09	126.002,69	39.690,84	165.693,53
35620	Isaias Pignaton	110.950,79	83.923,18	26.435,80	110.358,98
16533	Israel Lourenco das Neves	388.878,28	294.147,53	92.656,47	386.804,00
16512	Ivanildo Domingos	8.835,87	6.683,45	2.105,28	8.788,73
33933	Izaltino Boubach	8.835,87	6.683,45	2.105,28	8.788,73
28532	Izamar Maria L. dos Santos	116.205,89	87.898,14	27.687,91	115.586,05
19709	Jair Antonio de Moraes	418.069,43	316.227,72	99.611,73	415.839,45
26299	Jane Bersan Rocha	333.409,82	252.191,19	79.440,22	331.631,41
200604	Janine Venancio Ribeiro	112.270,50	84.921,41	26.750,24	111.671,65
200154	Jerusa Zanotelli Gergenheimer	58.624,71	44.343,73	13.968,27	58.312,00
26078	Joana Darc Barletta	220.577,77	166.845,03	52.556,18	219.401,21
16557	Joao Angelo Baptista	364.828,80	275.956,50	86.926,29	362.882,79
200334	Joao Angelo Belisario	137.379,28	103.913,69	32.732,81	136.646,50
16594	Joao Batista Alves	155.563,19	117.668,00	37.065,42	154.733,42
16591	Joao Batista Teixeira Lima	157.310,16	118.989,41	37.481,66	156.471,07
34139	Joao Carlos Cypreste	90.342,47	68.335,04	21.525,53	89.860,57
27882	Joao Carlos R. Damico	152.999,08	115.728,50	36.454,47	152.182,97
28112	Joao Fernandes dos Santos	100.555,33	76.060,05	23.958,91	100.018,96
35436	Joao Luiz Campos	9.615,52	7.273,18	2.291,05	9.564,23
29907	Joao Manoel Dutra	110.451,70	83.545,67	26.316,88	109.862,55
25001	Joao Marcos Lopes de Farias	360.090,04	272.372,11	85.797,21	358.169,32
16550	Joao Marin	884.571,71	669.090,04	210.763,36	879.853,40
16581	Joao Passamani	280.340,43	212.049,50	66.795,59	278.845,09
200301	Joao Rodrigues do Carmo	116.261,88	87.940,49	27.701,25	115.641,74
34140	Jocarly Jose Motta	60.698,55	45.912,38	14.462,39	60.374,77
35801	Jonas Ferreira Porphirio	295.245,13	223.323,42	70.346,87	293.670,29
34138	Jorge Antonio F. de Souza	378.821,61	286.540,67	90.260,31	376.800,98
200159	Jorge Barros	8.835,87	6.683,45	2.105,28	8.788,73
16578	Jorge Rufino Siqueira	226.892,56	171.621,53	54.060,78	225.682,31
16606	Jose Adelson Biancardi	219.377,36	165.937,04	52.270,16	218.207,20
28088	Jose Albino da Costa	211.738,41	160.158,93	50.450,06	210.608,99
16758	Jose Benetido S. de Oliveira	143.413,34	108.477,85	34.170,52	142.648,37
35052	Jose Carlos Lucas Brum	21.288,09	16.102,31	5.072,22	21.174,53
35333	Jose Eduardo de Souza	22.383,93	16.931,20	5.333,32	22.264,52
200317	Jose Elias Pelicione	85.213,77	64.455,70	20.303,54	84.759,24
16706	Jose Francisco de Freitas	93.546,36	70.758,47	22.288,91	93.047,38
16531	Jose Gomes de Salles	228.744,26	173.022,16	54.501,98	227.524,14
35805	Jose Luiz Capelline Carminati	232.079,28	175.544,77	55.296,60	230.841,37
16571	Jose Maria Medeiros	380.782,32	288.023,75	90.727,48	378.751,23
16522	Jose Maria Pimenta	331.718,81	250.912,11	79.037,31	329.949,42
16501	Jose Maria Rod. Pinheiro	511.367,99	386.798,75	121.841,60	508.640,35
34715	Jose Mariano	9.690,44	7.329,85	2.308,90	9.638,75
29586	Jose Marques Cosme	128.247,19	97.006,17	30.556,94	127.563,11
27960	Jose Mauricio M. Nascimento	103.053,56	77.949,71	24.554,15	102.503,86
16716	Jose Nunes	63.457,80	47.999,48	15.119,83	63.119,31

443
LW

988090476

RELACAO DE FUNCIONARIOS


MATR.	NOME	TOT. BTN/UFIR	VALOR R\$	JUROS	TOTAL
34972	Jose Nunes de Andrade	118.661,89	89.755,85	28.273,09	118.028,94
200165	Josue Freire de Almeida	83.825,81	63.405,84	19.972,83	83.378,67
28125	Juarez Cunha	19.981,32	15.113,87	4.760,86	19.874,73
16544	Judith Bispo dos S. Batista	154.397,01	116.785,90	36.787,55	153.573,45
29330	Julio Cesar Bassini Chamun	321.114,66	242.891,13	76.510,70	319.401,83
16610	Julio Cesar Pereira Nunes	138.627,75	104.858,03	33.030,27	137.888,30
38243	Julio Moreira Filho	3.823,38	2.892,00	910,98	3.802,98
16529	Juracy Correa dos Santos	174.528,12	132.013,07	41.584,11	173.597,18
35023	Katia Rodrigues Rosa	19.209,92	14.530,38	4.577,06	19.107,44
26152	Ledinei Manhone	140.068,31	105.947,67	33.373,51	139.321,18
35804	Leida Izabel de Lessa Brocco	32.267,24	24.406,94	7.688,18	32.095,12
16475	Lenice Raposo Muniz	190.818,23	144.334,91	45.465,49	189.800,40
34747	Lilian Pimentel Caetano	108.436,67	82.021,50	25.836,77	107.858,27
16625	Lindaura Maria Fardin	151.822,62	114.838,63	36.174,16	151.012,79
28728	Lucia Helena B. de Athaides	130.138,25	98.436,57	31.007,51	129.444,08
200469	Luciane Aragao Barreto	60.203,61	45.538,01	14.344,47	59.882,48
34975	Lucineia Seibel Storch	112.815,87	85.333,92	26.880,18	112.214,10
17312	Lucy Pereira Barbosa	81.354,60	61.536,62	19.384,03	80.920,65
200319	Luiz Henrique da Silva	57.906,70	43.800,63	13.797,19	57.597,82
16574	Luiza Rocha Vinhosa	63.695,92	48.179,59	15.176,57	63.356,16
16619	Luiza Tereza Tiberio	128.502,02	97.198,93	30.617,66	127.816,59
35770	Luzani Silva Carminati	153.330,07	115.978,86	36.533,34	152.512,20
28244	Luzia Ana Augusto	196.285,50	148.470,35	46.768,16	195.238,51
16602	Luzia Maria Rab Amm de Assis	367.196,38	277.747,34	87.490,41	365.237,75
26013	Luzia Mattos	201.952,35	152.756,76	48.118,37	200.875,13
34911	Lygia Maria Sarlo Wilken	11.861,84	8.972,30	2.826,27	11.798,57
16653	Magnonete Moura Lyra	234.426,77	177.320,41	55.855,92	233.176,33
16562	Manoel Almeida Loyola	94.336,51	71.356,14	22.477,18	93.833,32
28591	Manoelina do Carmo C. Pereira	137.735,95	104.183,47	32.817,79	137.001,26
34783	Marcelo Jose Agostini Pereira	21.433,89	16.212,59	5.106,96	21.319,55
200300	Marcelo Luiz Rossoni Faria	16.973,54	12.838,79	4.044,21	16.883,00
34521	Marcelo Siano Lima	194.621,35	147.211,59	46.371,65	193.583,24
16753	Marcia Frizera Borges Cola	227.456,81	172.048,33	54.195,22	226.243,55
16541	Marcia Giestas de Azevedo	701.789,38	530.833,49	167.212,54	698.046,03
34993	Marcia Seibel Vervolet	67.338,33	50.934,71	16.044,43	66.979,14
35748	Marcos Antonio Nader Borges	23.479,68	17.760,03	5.594,40	23.354,43
35923	Marcos Antonio da S. de S. Grijo	105.877,93	80.086,07	25.227,11	105.313,18
35772	Marcos Junio de Faria Godinho	24.940,52	18.865,01	5.942,47	24.807,48
35984	Marcos Pontes de Aquino	167.154,32	126.435,53	39.827,19	166.262,72
27953	Margareth Carreta Pimentel	197.341,80	149.269,34	47.019,84	196.289,18
16608	Margarida de M. Vasconcellos	250.678,16	189.612,96	59.728,08	249.341,04
34485	Maria Aparecida M. Vasconcelos	115.924,84	87.685,55	27.620,94	115.306,49
28091	Maria Bernadete Baioco	162.310,75	122.771,85	38.673,13	161.444,98
35750	Maria Borges dos Santos	95.985,65	72.603,55	22.870,11	95.473,66
16644	Maria Cristina da Silva Souza	143.798,81	108.769,42	34.262,36	143.031,78
34970	Maria Edina Lopes	124.341,49	94.051,90	29.626,34	123.678,24
35822	Maria Eliza Rocha Garcia	100.838,21	76.274,02	24.026,31	100.300,33
28726	Maria Helena Gomes Lima	69.048,28	52.228,12	16.451,85	68.679,97
16740	Maria Iraci Souza da Silva	177.225,25	134.053,18	42.226,75	176.279,93
29689	Maria Isabel R. Marianelli	75.317,67	56.970,29	17.945,64	74.915,93
16484	Maria Jose Casotti Lora	367.387,50	277.891,91	87.535,95	365.427,86
16634	Maria Jose Gagno Grillo	256.481,90	194.002,91	61.110,91	255.113,82
16546	Maria Jose Vieira	80.777,56	61.100,15	19.246,54	80.346,69
25909	Maria Jose da Silveira	68.154,85	51.552,33	16.238,98	67.791,31
16540	Maria Julia Baptista Gorayeb	281.761,82	213.124,64	67.134,26	280.258,90
16768	Maria Luisa Bastos Costa	139.555,99	105.560,15	33.251,44	138.811,59
28113	Maria Luiza Barcellos	71.725,20	54.252,94	17.089,67	71.342,61
16737	Maria Luzia Machado	72.283,34	54.675,12	17.222,66	71.897,78

415
/

RELACAO DE FUNCIONARIOS

ATR.	NOME	TOT. BTN/UFIR	VALOR R\$	JUROS	TOTAL
22643	Maria Nunes Cabral	225.950,58	170.909,02	53.836,34	224.745,36
16481	Maria Passamani Simoes X	359.097,41	271.621,28	85.560,70	357.181,98
28730	Maria Rita de Paula	69.459,50	52.539,17	16.549,83	69.089,00
16615	Maria Rosa O. dos Santos	185.427,58	140.257,42	44.181,08	184.438,50
35440	Maria Tereza Lima Ferreira	19.981,32	15.113,87	4.760,86	19.874,73
34481	Maria Viola Bona	24.921,53	18.850,65	5.937,95	24.788,60
27986	Maria da Conceicao Moureira	200.974,22	152.016,90	47.885,32	199.902,22
27726	Maria da Conceicao Raach X	75.226,97	56.901,68	17.924,02	74.825,70
35377	Maria da Gloria Mafessoni	12.055,90	9.119,08	2.872,51	11.991,59
26489	Maria da Penha G. Lourenco	91.282,05	69.045,74	21.749,40	90.795,14
28531	Maria da Penha Geraldo	77.826,47	58.867,94	18.543,40	77.411,34
27884	Maria da Penha O. dos Santos	62.249,39	47.085,44	14.831,91	61.917,35
16495	Maria da Penha W. Ronchi	450.006,03	340.384,56	107.221,13	447.605,69
34236	Maria das Dores Rozino	146.263,46	110.633,68	34.849,60	145.483,28
16545	Maria das Dores Soares Bento	150.800,31	114.065,35	35.930,58	149.995,93
28090	Maria das Gracas Caldas	139.948,50	105.857,05	33.344,97	139.202,02
16588	Maria de Fatima Rocha Couzi	254.748,96	192.692,11	60.698,01	253.390,12
2961	Maria de Fatima das Neves	6.635,93	5.019,42	1.581,11	6.600,53
999	Maria de Lourdes L. Coutinho	16.356,08	12.371,74	3.897,09	16.268,83
28342	Maria de Lourdes Lessa	19.981,32	15.113,87	4.760,86	19.874,73
16600	Maria de Lourdes Z. Dario	221.544,50	167.576,26	52.786,52	220.362,78
16517	Maria do Carmo Neves Barros	89.133,75	67.420,77	21.237,54	88.658,31
16579	Mariano Gomes da Silva	224.608,28	169.893,70	53.516,51	223.410,21
35334	Marildo Afonso dos Santos	105.654,44	79.917,02	25.173,86	105.090,88
16474	Marillio Aureo C. Perpetuo	354.810,47	268.378,64	84.539,27	352.917,91
16528	Marilurdes Barros	519.031,12	392.595,14	123.667,46	516.262,60
100298	Marina Filetti	128.245,93	97.005,22	30.556,64	127.561,86
16712	Mario Cesar Maia Gama	289.432,57	218.926,80	68.961,94	287.888,74
35802	Mario Marcelo Barros	104.741,77	79.226,67	24.956,40	104.183,07
16771	Marlene Bicalho	249.297,52	188.568,64	59.399,12	247.967,76
16551	Marley Maia Lorenzone X	301.173,73	227.807,81	71.759,46	299.567,27
16520	Marly Endlich Shimidt	270.012,44	204.237,41	64.334,78	268.572,19
35189	Marta Gagno Intra	103.865,21	78.563,64	24.747,54	103.311,18
35821	Marta Goreti Marques	107.229,29	81.108,23	25.549,09	106.657,32
35799	Mauricio Scortuzzi Vilela	22.621,26	17.110,72	5.389,87	22.500,59
16547	Minie Eller Ressor X	172.137,88	130.205,09	41.014,60	171.219,69
27652	Miriam de Moraes Miranda	255.606,91	193.341,07	60.902,43	254.243,50
27883	Mirian da Penha G. Agrizzi	137.271,40	103.832,09	32.707,10	136.539,19
16631	Mirtes Pimentel Santos	298.595,79	225.857,86	71.145,22	297.003,08
34563	Monica Cunha Castelo	154.409,42	116.795,29	36.790,51	153.585,80
35337	Monica Passos de Abreu	86.865,99	65.705,43	20.697,21	86.402,64
35775	Monica de Barcellos Zanon	105.263,48	79.621,30	25.080,70	104.702,00
34701	Neide Aparecida Silva Gomes	62.707,45	47.431,92	14.941,05	62.372,97
5445	Nelsani Maria Rigo	121.936,39	92.232,69	29.053,29	121.285,98
27305	Neuseli de Freitas Rossani	137.786,30	104.221,56	32.829,79	137.051,35
27888	Neuza Maria B. de Almeida	77.962,74	58.971,02	18.575,87	77.546,89
27885	Neuza Maria de Jesus	102.409,92	77.462,86	24.400,80	101.863,66
16504	Wilson Barcelos	309.582,68	234.168,34	73.763,02	307.931,36
20906	Wilson Escopelle Gomes	351.494,25	265.870,25	83.749,12	349.619,37
28528	Nilzabete Silva de Araujo	61.146,72	46.251,38	14.569,18	60.820,56
28530	Nilzete Torquato	68.121,10	51.526,80	16.230,94	67.757,74
16642	Normelia Maria Lucas Ferreira	185.906,84	140.619,93	44.295,27	184.915,20
35242	Omar de Albuquerque Machado	333.889,36	252.553,91	79.554,48	332.108,39
35852	Orlando Henrique B. Santos	59.763,42	45.205,05	14.239,59	59.444,64
16506	Oswaldo Miguel Marques	233.580,30	176.680,14	55.654,24	232.334,38
29585	Oswaldo Miguel Marques Filho	105.411,66	79.733,38	25.116,01	104.849,39
16525	Othon Ribeiro da Silva	226.531,09	171.348,12	53.974,65	225.322,77
35829	Patricia Orlandi Pinto	106.880,76	80.844,61	25.466,05	106.310,66


4/16
17



RELAÇÃO DE FUNCIONARIOS

FR. NOME	TOT. BTN/UFIR	VALOR R\$	JUROS	TOTAL
5949 Paulo Bittencourt Sabra	196.460,51	148.602,73	46.809,85	195.412,58
3503 Paulo Roberto de Castro Silva	148.274,63	112.154,93	35.328,80	147.483,73
3094 Paulo Roberto de O. Borges	85.772,20	64.878,09	20.436,59	85.314,68
5717 Paulo Sergio T. de Menezes	114.363,40	86.504,48	27.248,91	113.753,39
5408 Paulo da Silva Martins	160.315,24	121.262,45	38.197,67	159.460,12
8970 Pedro Paulo de Souza	123.898,56	93.716,87	29.520,81	123.237,68
5950 Pedro Rodrigo Ricci de Almeida	22.621,26	17.110,72	5.389,87	22.500,59
7886 Penha Marques Ferreira	73.548,04	55.631,74	17.523,99	73.155,73
6513 Petronilho dos Santos	291.161,80	220.234,79	69.373,95	289.608,74
5916 Pio Jorge Pedrine	492.059,56	372.193,85	117.241,06	489.434,91
6699 Regina Celi Martins Chiabai	234.485,84	177.365,09	55.870,00	233.235,09
6493 Regina Celia Soares Eccher	283.206,04	214.217,05	67.478,37	281.695,42
6573 Regina Dalva Rezende Setubal	188.155,62	142.320,91	44.831,08	187.151,99
4977 Regina do Carmo R. Ribeiro	0,00	0,00	0,00	0,00
5717 Renata Baptista Gorayeb	102.672,63	77.661,58	24.463,39	102.124,97
9101 Ricardo Leao Barbosa	39.240,70	29.681,67	9.349,72	39.031,39
5772 Rita de Cassia Madureira de Oliv	133.190,14	100.745,02	31.734,68	132.479,70
33 Roberto da Silva	9.615,52	7.273,18	2.291,05	9.564,23
6499 Roberto de Souza Rodrigues ²	302.533,28	228.836,17	72.083,39	300.919,56
8713 Rogerio Nascimento	6.893,94	5.214,58	1.642,59	6.857,17
6718 Rosa Elena Silveral	242.585,22	183.491,46	57.799,80	241.291,26
6701 Rosalina Guedes de M. Mateus	249.731,92	188.897,22	59.502,62	248.399,84
15749 Rosana Palassi C. de Castro	145.488,14	110.047,23	34.664,87	144.712,10
14649 Rosane Cristina Bonane	112.156,79	84.835,40	26.723,15	111.558,55
6688 Rosangela Ribeiro Barcellos	126.319,66	95.548,19	30.097,67	125.645,86
16650 Rosangela Zanprognio	251.607,52	190.315,93	59.949,51	250.265,44
16709 Rose Mary de A.M. da Silva	135.824,59	102.737,72	32.362,38	135.100,10
16722 Roseane Maria da Costa Menezes	248.728,57	188.138,29	59.263,56	247.401,85
16607 Rosemere Ramos	145.323,24	109.922,50	34.625,58	144.548,08
16576 Rosinha Gianizelli Loureiro X	85.843,28	64.931,86	20.453,53	85.385,39
16773 Rosse Mary de Oliveira	81.900,40	61.949,46	19.514,07	81.463,53
34584 Ruth Cunha Pestana	117.340,12	88.756,07	27.958,16	116.714,23
16552 Ruy de Oliveira Mattos	426.424,04	322.547,14	101.602,34	424.149,48
16655 Sandra Lucia dos Santos	251.682,19	190.372,41	59.967,30	250.339,71
16586 Sandra Maria W. Cola	247.397,31	187.131,33	58.946,36	246.077,69
35946 Sandra Mendonca V. Azevedo	72.620,25	54.929,96	17.302,93	72.232,89
35977 Sandro Lyrio Lopes X	56.637,40	42.840,53	13.494,76	56.335,29
35997 Sandro de Oliveira Tesch	24.357,87	18.424,29	5.803,65	24.227,94
27891 Saturnino M.F. dos Santos	344.380,49	260.489,40	82.054,16	342.543,56
28597 Sebastiao Duarte Tolentino	127.514,56	96.452,01	30.382,38	126.834,39
16603 Simone Silveas Itala Rizk	294.716,85	222.923,83	70.221,00	293.144,83
29288 Sonia Martins Campos	80.217,01	60.676,15	19.112,98	79.789,13
3890 Sonny Marcus Rondelli X	100.803,67	76.247,90	24.018,08	100.265,98
35027 Soraya T. Canhamaque	49.876,16	37.726,33	11.883,79	49.610,12
29961 Tania Freitas Spadeto	167.377,88	126.604,63	39.880,45	166.485,08
16728 Tania Mara Costa	197.118,72	149.100,60	46.966,68	196.067,28
16592 Telma Thilde Meira Passamani	160.477,61	121.385,26	38.236,35	159.621,61
200166 Tereza Cristina P. Varezjao	9.052,53	6.847,33	2.156,90	9.004,23
16577 Tereza Guidone Macedo X	425.412,26	321.781,83	101.361,27	423.143,10
18598 Terezinha Tristao Bichara	418.270,61	316.379,89	99.659,66	416.039,55
16498 Ubaldina de A. Rodrigues X	161.067,30	121.831,31	38.376,86	160.208,17
27820 Vaner Tristao Guarnieri	114.728,53	86.780,66	27.335,90	114.116,56
16687 Vera Lucia Carreiro	135.345,01	102.374,97	32.248,11	134.623,08
34136 Vera Lucia Mariano Serrao	55.779,49	42.191,61	13.290,35	55.481,96
25819 Vera Maria Dias Gomes	39.285,24	29.715,36	9.360,33	39.075,69
34976 Vicente de Paula T. da Cunha	40.869,47	30.913,67	9.737,80	40.651,47
200323 Wagner Luiz Fornacier	17.044,21	12.892,24	4.061,05	16.953,29
16489 Waldemar Cetto	55.638,91	42.085,27	13.256,86	55.342,13

17/11/95



RELACAO DE FUNCIONARIOS

MATR. NOME	TOT. BTN/UFIR	VALOR R\$	JUROS	TOTAL
16553 Walkiria da Penha M. Paiva	398.656,64	301.543,88	94.986,32	396.530,20
26951 Wander Jose Bacini	746.435,72	564.603,98	177.850,25	742.454,23
16507 Wilton Chamun	462.617,34	349.923,76	110.225,98	460.149,74
16480 Yara Pinheiro Cortes Costa	279.777,30	211.623,55	66.661,41	278.284,96
29627 Zelia Augusta Nepomoceno	109.723,82	82.995,10	26.143,45	109.138,55
TOTAL GERAL	58.540.467,10	44.280.009,46	13.948.201,22	58.228.210,68

Obs: BTN - 06/90 a 01/91 Valor R\$ - (Tot. BTN/UFIR) * UFIR 08/95
UFIR - 02/91 a 08/95 Juros de Mora - 0,05 % * 63 meses

FINAL DE RELATORIO

12
80

□ □

= 106 MESES 375 MARCOS

% ATÉ 30/10/00

- 52% ATÉ 29/04
- 53,7% ATÉ 30/05
- 54% ATÉ 29/06
- 54,8% ATÉ 30/07 = 1,20116
- 55% ATÉ 30/08
- 55,2% ATÉ 31/09 = 1,211902
- 56,0% ATÉ 30/10
- 56,5% ATÉ 29/11 = 1,5290
- 57,0% ATÉ 30/12 = 1,53
- 57,5% ATÉ 30/01/2000 = 1,67
- 58,0% ATÉ 28/02/2000
- 58,5% ATÉ 30/03/2000 ✓
- 59,0% ATÉ 29/04/2000
- 59,5% ATÉ 30/05/2000
- 60% ATÉ 29/06/00
- 60,5% ATÉ 30/07/00
- 61% ATÉ 30/08/00
- 61,5% ATÉ 29/09/00
- 62% ATÉ 30/10/00
- 62,5% ATÉ 29/11/00

918
2

