


RELACAO DE FUNCIONARIOS

20096000376

T. J. Fls 359

102
\$

SEQ MATR.	NOME	TOT. BTKUFIR	VALOR R\$	JUROS	TOTAL
1	1 ABIMAR PEREIRA DOS SANTOS	206.485,88	130.251,29	34.516,59	164.767,88
2	2 ADHERMAR BALESTRERO DO NASCIMENT	126.596,21	79.856,89	21.162,07	101.018,96
3	3 ADDNIAS ZAN	98.944,57	62.414,23	16.539,77	78.954,00
4	4 AGIS WILSON MACEDO	127.484,98	80.417,53	21.310,64	101.728,17
5	5 ALBERTO DANIEL	256.848,30	162.019,91	42.935,27	204.955,18
6	6 ALCIDES DO AMARAL SEMBLANO	249.717,24	157.521,63	41.743,23	199.264,86
7	7 ANANIAS RIBEIRO DE OLIVEIRA	221.447,37	139.689,00	37.017,58	176.706,58
8	8 ANTONIO BENEDICTO AMANCIO FERREIRA	317.283,19	200.142,24	53.037,69	253.179,93
9	9 ANTONIO CARLOS AMANCIO PEREIRA	103.782,57	65.466,05	17.348,50	82.814,55
10	10 ANTONIO CARLOS MORAES	249.717,24	157.521,63	41.743,23	199.264,86
11	11 ANTONIO JOAO PIMENTEL DA SILVA	129.258,09	81.536,00	21.607,04	103.143,04
12	12 ANTONIO ROBERTO DALLA DE ALMEIDA	240.293,76	151.577,43	40.168,01	191.745,44
13	13 ANTONIO VIEIRA BICALHO	226.630,85	142.958,74	37.884,06	180.842,80
14	14 ARLETE BARRETO DE ARAUJO	87.919,73	55.459,77	14.676,83	70.156,60
15	15 ARLINDO SASSO	317.283,19	200.142,24	53.037,69	253.179,93
16	16 AYR FRASSON	266.920,78	168.373,63	44.619,01	212.992,64
17	17 BENEDITO LEONARDO SENATORE	95.456,43	60.213,92	15.956,68	76.170,60
18	18 CARLOS AUGUSTO SILVEIRA GALO	114.323,84	72.115,48	19.110,60	91.226,08
19	19 CARLOS AUGUSTO VIEIRA MATTOS	194.773,95	122.863,41	32.558,80	155.422,21
20	20 CARLOS GUILHERME FERNANDES DE CA	266.920,78	168.373,63	44.619,01	212.992,64
21	21 CARLOS ITIBERE REZENDE DE CASTRO	185.458,41	116.987,17	31.001,60	147.988,77
22	22 CATARINA CECIN GAZELE	131.926,10	83.218,98	22.053,02	105.272,00
23	23 CELIA LUCIA VAZ DE ARAUJO	131.926,10	83.218,98	22.053,02	105.272,00
24	24 CELIO AFONSO DE MIRANDA MAGALHAE	164.907,62	104.023,73	27.566,28	131.590,01
25	25 CLEBER AFONSO BARROS DA SILVEIRA	201.449,65	127.074,44	33.674,72	160.749,16
26	26 CLEMENTINO IZOTON	155.484,32	98.079,51	25.991,07	124.070,58
27	27 CLIMERIO RODRIGUES DO NASCIMENTO	176.268,44	111.190,13	29.465,38	140.655,51
28	28 DOMINGOS RAMOS FERREIRA	177.218,95	111.789,71	29.624,27	141.413,98
29	29 DURVAL ALBERT BARBOSA LIMA	104.435,19	65.877,72	17.457,59	83.335,31
30	30 EDITH DE MENEZES	97.386,97	61.431,70	16.279,40	77.711,10
31	31 EDSON MACHADO	249.717,24	157.521,63	41.743,23	199.264,86
32	32 EDUARDO DURAD CUNHA	282.029,50	177.904,21	47.144,61	225.048,82
33	33 ELCY DE SOUZA	174.330,90	109.967,93	29.141,50	139.109,43
34	34 ELDA MARCIA MORAES SPEDO	98.313,87	62.016,39	16.434,34	78.450,73
35	35 ELIAS FAISSAL	317.283,19	200.142,24	53.037,69	253.179,93
36	36 ELIEZER SIQUEIRA DE SOUZA	98.944,57	62.414,23	16.539,77	78.954,00
37	37 ELDISA HELENA CHIABAI	131.260,70	82.799,25	21.941,80	104.741,05
38	38 EMMANUEL ARCANJO DE SOUZA GAGNO	115.637,74	72.944,29	19.330,23	92.274,52
39	39 EVALDO DE SOUZA	147.470,81	93.024,59	24.651,51	117.676,10
40	40 EVALDO PAIXAO ROQUE	118.558,05	74.786,42	19.818,40	94.604,82
41	41 EZEQUIEL RONCHI NETTO	226.630,85	142.958,74	37.884,06	180.842,80
42	42 FERNANDO FRANKLIN DA COSTA SANTO	101.426,92	63.980,10	16.954,72	80.934,82
43	43 FLORENCIO IZIDORO HERZOG	93.845,06	59.197,46	15.687,32	74.884,78
44	44 FRANCISCO DE ASSIS BARBOSA BRAVO	119.346,55	75.283,80	19.950,20	95.234,00
45	45 GABRIEL DE SOUZA CARDOSO	103.656,21	65.386,34	17.327,38	82.713,72
46	46 GILBERTO FABIANO TOSCANO DE MATT	146.061,03	92.135,30	24.415,85	116.551,15
47	47 HAECKEL VIVAS FERREIRA	164.907,62	104.023,73	27.566,28	131.590,01
48	48 MAEDEL NELLO CARNEIRO	292.101,99	184.257,94	48.828,35	233.086,29
49	49 HELIO BRANDAO LIBANIO	116.189,12	73.292,10	19.422,40	92.714,50
50	50 HELIO LEAL	176.268,44	111.190,13	29.465,38	140.655,51
51	51 HELOISA MALTA CARPI	131.926,10	83.218,98	22.053,02	105.272,00
52	52 HULIO AZI CAMPOS	134.064,37	84.567,80	22.410,46	106.978,26
53	53 ISRAEL JOSE DE MELO	197.301,48	124.457,77	32.981,30	157.439,07
54	54 ITAJACY ANDRADE DORNELAS	197.889,14	124.828,47	33.079,54	157.908,01
55	55 IVANILCE DA CRUZ ROMAO	88.918,54	56.089,82	14.843,90	70.953,62
56	56 JEHOVAH MIRANDA FERREIRA	273.275,48	172.382,17	45.681,27	218.063,44
57	57 JERONIMO LUIZ SEIDEL	191.377,16	120.720,71	31.990,98	152.711,69



RELACAO DE FUNCIONARIOS

T.J.-Fls

360

SEQ	MATR.	NOME	TOT. BTN/UFIR	VALOR R\$	JUROS	TOTAL
58	58	JOAO CEZAR SANDOVAL	240.293,96	151.577,43	40.168,01	191.745,44
59	59	JOAQUIM RAMOS DOS SANTOS NETTO	138.533,18	87.386,73	23.157,48	110.544,21
60	60	JORGE RODRIGUES DA SILVA	129.595,56	81.748,88	21.663,45	103.412,33
61	61	JOSE ADALBERTO DAZZI	146.061,03	92.135,30	24.415,85	116.551,15
62	62	JOSE ATHAYDE	256.848,30	162.019,91	42.935,27	204.955,18
63	63	JOSE CHERICI FILHO	212.024,08	133.744,79	35.442,36	169.187,15
64	64	JOSE GAMA SOBREIRA	249.717,24	157.521,63	41.743,23	199.264,86
65	65	JOSE GERALDO FANTIN	118.558,05	74.786,42	19.818,40	94.604,82
66	66	JOSE IGNACIO FERREIRA	226.630,85	142.958,74	37.884,06	180.842,80
67	67	JOSE LAURO HERZOG FILHO	93.845,06	59.197,46	15.687,32	74.884,78
68	68	JOSE LEMOS BARBOSA	256.848,30	162.019,91	42.935,27	204.955,18
69	69	JOSE LUCIANO	97.386,97	61.431,70	16.279,40	77.711,10
70	70	JOSE LUIZ BARRETO VIVAS	212.024,08	133.744,79	35.442,36	169.187,15
71	71	JOSE LUIZ CLAUDIO CORREA	256.848,30	162.019,91	42.935,27	204.955,18
72	72	JOSE MARCAL DE ATAIDE ASSI	112.961,98	71.256,42	18.882,95	90.139,37
73	73	JOSE MARIA DE OLIVEIRA	249.717,24	157.521,63	41.743,23	199.264,86
74	74	JOSE NUNES DE MENDONCA	188.465,84	118.884,25	31.504,32	150.388,57
75	75	JOSE PAULO CALMON NOGUEIRA DA GA	98.944,57	62.414,23	16.539,77	78.954,00
76	76	JOSE TOVAR PIMENTA	176.268,44	111.190,13	29.465,38	140.655,51
77	77	JOSE VENANCIO SALGUEIRO MACHADO	250.836,11	158.227,42	41.930,26	200.157,68
78	78	JULITE TRES	231.667,09	146.135,60	38.725,93	184.861,53
79	79	KEIL NASCIMENTO FERREIRA	273.275,48	172.382,17	45.681,27	218.063,44
80	80	LAURO CALMON NOGUEIRA DA GAMA	176.268,44	111.190,13	29.465,38	140.655,51
81	81	LUCIO FLAVIO DE FARIA E SILVA	84.684,33	53.418,88	14.156,00	67.574,88
82	82	LUIZ CARLOS NUNES	317.283,19	200.142,24	53.037,69	253.179,93
83	83	MANDEL ANTONIO DE BARROS	108.367,86	68.358,45	18.114,98	86.473,43
84	84	MARCILIO MASSAD PERSICI	112.137,12	70.736,10	18.745,06	89.481,16
85	85	MARCIO NUNES DA ROSA	93.845,06	59.197,46	15.687,32	74.884,78
86	86	MARCO AURELIO DE ARAUJO RAMOS	93.845,06	59.197,46	15.687,32	74.884,78
87	87	MARIA APARECIDA BAZANI	93.152,76	58.760,76	15.571,60	74.332,36
88	88	MARIA BAPTISTA NERY	147.766,16	93.210,89	24.700,88	117.911,77
89	89	MARIA DA PENHA DE MATTOS SAUDINO	92.346,25	58.252,01	15.436,78	73.688,79
90	90	MARIA DO CEU PITANGA DE ANDRADE	146.061,03	92.135,30	24.415,85	116.551,15
91	91	MARIELA SANTOS NEVES SIQUEIRA	87.840,52	55.409,80	14.683,59	70.093,39
92	92	MARIO WILSON BARROSO	102.532,57	64.677,55	17.139,55	81.817,10
93	93	MARLY SARAMAGO HERMANN	98.944,57	62.414,23	16.539,77	78.954,00
94	94	MARTIN FRANCISCO LIMA	273.275,48	172.382,17	45.681,27	218.063,44
95	95	MAURICIO DE OLIVEIRA	201.449,65	127.074,44	33.674,72	160.749,16
96	96	MIGUEL NUNES DE AZEVEDO	164.907,62	104.023,73	27.566,28	131.590,01
97	97	MILTON TEIXEIRA GARCIA	164.907,62	104.023,73	27.566,28	131.590,01
98	98	MIRIAM SILVEIRA	212.024,08	133.744,79	35.442,36	169.187,15
99	99	MONICA CRISTINA MOREIRA PINTO	98.944,57	62.414,23	16.539,77	78.954,00
100	100	NILSON FAVARO BERMUDEZ	266.920,78	168.373,63	44.619,01	212.992,64
101	101	ODALVO SOUZA LIMA	183.754,20	115.912,15	30.716,71	146.628,86
102	102	PAULO AUGUSTO COSTA ALVES	266.920,78	168.373,63	44.619,01	212.992,64
103	103	PAULO ROBERTO BRASIL DE SA VIANA	125.126,74	78.929,95	20.916,43	99.846,38
104	104	PAULO SERGIO REIS	211.522,13	133.428,16	35.358,46	168.786,62
105	105	PEDRO EUSTAQUIO SARAIVA BARBOSA	93.845,06	59.197,46	15.687,32	74.884,78
106	106	REINALDO FRIZZERA	98.944,57	62.414,23	16.539,77	78.954,00
107	107	RENATO REZENDE RIBEIRO	103.656,21	65.386,34	17.327,38	82.713,72
108	108	RICARDO ANTONIO SORESINI FILGUEI	102.782,68	64.835,31	17.181,35	82.016,66
109	109	ROMUALDO COLA	266.920,78	168.373,63	44.619,01	212.992,64
110	110	RONALD DE SOUZA	273.275,48	172.382,17	45.681,27	218.063,44
111	111	ROQUE GELSON RODRIGUES	226.630,85	142.958,74	37.884,06	180.842,80
112	112	SALVA PIAZZAROLLO FATCAL	122.792,27	77.457,36	20.526,20	97.983,56
113	113	SEBASTIAO DA ROCHA RIBEIRO	273.275,48	172.382,17	45.681,27	218.063,44
114	114	SERGIO DARIO MACHADO	131.926,10	83.218,98	22.053,02	105.272,00

103


RELACAO DE FUNCIONARIOS

301

SEQ MATR.	NOME	TOT. BTN/UFIR	VALOR R\$	JUROS	TOTAL
115	115 SERGIO LUIZ TEIXEIRA GAMA	146.061,03	92.135,30	24.415,85	116.551,15
116	116 SILVIO BULCADO ACETI	102.443,45	64.621,33	17.124,65	81.745,98
117	117 SINVAL RAYMUNDO MACHADO	249.717,24	157.521,63	41.743,23	199.264,86
118	118 SONIA MARIA BERETA ALVIN	92.689,60	58.468,60	15.494,17	73.962,77
119	119 TERESINHA FAMILIAR	103.207,39	65.103,22	17.252,35	82.355,57
120	120 UBIRATAN ALMEIDA AZEVEDO	117.838,90	74.332,78	19.698,18	94.030,96
121	121 ULYSSES GUSMAN	230.219,82	145.222,66	38.484,00	183.706,66
122	122 VALDECI DE LOURDES PINTO VASCONC	127.214,45	80.246,55	21.265,42	101.512,30
123	123 VERALDO MACEDO MIRANDA	97.366,97	61.431,70	16.279,40	77.711,10
124	124 VICENTE NOLASCO COSTA	164.907,62	104.023,73	27.566,28	131.590,01
125	125 WELLINGTON DA COSTA CITY	292.101,99	184.257,94	48.828,35	233.086,29
126	126 WILSON FERNANDO BOATO	196.102,64	123.701,55	32.780,91	156.482,46
127	127 WILLIAN BAPTISTA DE ARAUJO	183.754,20	115.912,15	30.716,71	146.628,86
128	128 WOLMAR BERMUDEZ	292.101,99	184.257,94	48.828,35	233.086,29
129	129 ZELTO GUIMARAES SILVA	236.703,34	149.312,47	39.567,80	188.880,27
TOTAL GERAL		22.381.963,92	14.118.542,85	3.741.413,25	17.859.956,10

Obs: BTN - 06/90 a 01/91 Valor R\$ - (Tot. BTN/UFIR) * UFIR 10/94
 UFIR - 02/91 a 10/94 Juros de Mora - 0,05 % * 53 meses


----- FINAL DE RELATORIO -----



Mandado de Segurança nº 2.341/91
Antonio Benedicto Amâncio Pereira e outros

Cargo : Promotor de 1º Entrância

Per.	Lei/Decreto	Data	Correção Salário		Salário		Representação	
			Deveria	Concedeu	Concedeu	Deveria	Concedeu	Deveria
05/90					25.471,59	25.471,59	56.037,49	56.037,49
06/90			112,75		25.471,59	54.190,81	56.037,49	119.219,76
07/90					25.471,59	54.190,81	56.037,49	119.219,76
08/90					25.471,59	54.190,81	56.037,49	119.219,76
09/90	Lei 4449/90	30/10/90		50,00	38.207,39	81.286,21	84.056,24	178.829,64
10/90					38.207,39	81.286,21	84.056,24	178.829,64
11/90					38.207,39	81.286,21	84.056,24	178.829,64
12/90	Dec.3101-N	03/01/91		30,00	49.669,60	105.672,08	109.273,11	232.478,53
01/91					49.669,60	105.672,08	109.273,11	232.478,53
02/91					49.669,60	105.672,08	109.273,11	232.478,53
03/91	Dec.3137-N	14/03/91		20,00	59.603,52	126.806,49	131.127,73	278.974,24
04/91	Dec.3137-N	14/03/91		20,00	71.524,23	152.167,80	157.353,28	334.769,11
05/91	Lei 4548	28/08/91		202,84	703.730,00	1.497.185,58		
06/91	Dec.3156-N	25/06/91		15,45	812.456,28	1.728.500,75		
07/91					812.456,28	1.728.500,75		
08/91					812.456,28	1.728.500,75		
09/91	Dec.3226-N	16/09/91		36,36	1.107.865,38	2.356.983,60		
10/91					1.107.865,38	2.356.983,60		
11/91					1.107.865,38	2.356.983,60		
12/91	Dec.3276-N	24/12/91		35,00	1.495.640,89	3.181.975,99		
01/92	Dec.3276-N	24/12/91		14,08	1.706.227,13	3.629.998,21		
02/92					1.706.227,13	3.629.998,21		
03/92	Dec.3331-N	25/03/92		20,00	2.047.472,56	4.355.997,87		
04/92	Dec.3331-N	25/03/92		18,00	2.416.017,62	5.140.077,49		
05/92	Dec.3331-N	25/03/92		18,00	2.850.900,79	6.065.291,44		
06/92	Dec.3362-N	08/06/92		45,34	4.143.499,21	8.815.294,58		
07/92					4.143.499,21	8.815.294,58		



Mandado de Segurança nº 2.341/91
 Antonio Benedicto Amâncio Pereira e outros

363

106

Cargo : Promotor de 2º Entrância

Per.	Lei/Decreto	Data	Correção Salário		Salário		Representação	
			Deveria	Concedeu	Concedeu	Deveria	Concedeu	Deveria
05/90					27.063,50	27.063,50	59.539,74	59.539,74
06/90			112,75		27.063,50	57.577,60	59.539,74	126.670,80
07/90					27.063,50	57.577,60	59.539,74	126.670,80
08/90					27.063,50	57.577,60	59.539,74	126.670,80
09/90	Lei 4449/90	30/10/90		50,00	40.595,25	86.366,39	89.309,61	190.006,20
10/90					40.595,25	86.366,39	89.309,61	190.006,20
11/90					40.595,25	86.366,39	89.309,61	190.006,20
12/90	Dec.3101-N	03/01/91		30,00	52.773,82	112.276,31	116.102,49	247.008,05
01/91					52.773,82	112.276,31	116.102,49	247.008,05
02/91					52.773,82	112.276,31	116.102,49	247.008,05
03/91	Dec.3137-N	14/03/91		20,00	63.328,58	134.731,56	139.322,98	296.409,64
04/91	Dec.3137-N	14/03/91		20,00	75.994,30	161.677,88	167.187,58	355.691,57
05/91	Lei 4548	28/08/91		202,84	740.772,00	1.575.992,43		
06/91	Dec.3156-N	25/06/91		15,45	855.221,27	1.819.483,26		
07/91					855.221,27	1.819.483,26		
08/91					855.221,27	1.819.483,26		
09/91	Dec.3226-N	16/09/91		36,36	1.166.179,72	2.481.047,36		
10/91					1.166.179,72	2.481.047,36		
11/91					1.166.179,72	2.481.047,36		
12/91	Dec.3276-N	24/12/91		35,00	1.574.366,44	3.349.464,59		
01/92	Dec.3276-N	24/12/91		14,08	1.796.037,23	3.821.069,21		
02/92					1.796.037,23	3.821.069,21		
03/92	Dec.3331-N	25/03/92		20,00	2.155.244,68	4.585.283,05		
04/92	Dec.3331-N	25/03/92		18,00	2.543.188,72	5.410.634,00		
05/92	Dec.3331-N	25/03/92		18,00	3.000.962,69	6.384.548,12		
06/92	Dec.3362-N	08/06/92		45,34	4.361.599,17	9.279.302,24		
07/92					4.361.599,17	9.279.302,24		

Mandado de Segurança nº 2.341/91
 Antonio Benedicto Amâncio Pereira e outros

107

Cargo : Promotor de 3º Entrância

Per.	Lei/Decreto	Data	Correção Salário		Salário		Representação	
			Deveria	Concedeu	Concedeu	Deveria	Concedeu	Deveria
05/90					28.655,50	28.665,50	63.042,17	63.042,17
06/90			112,75		28.655,50	60.964,58	63.042,17	134.122,22
07/90					28.655,50	60.964,58	63.042,17	134.122,22
08/90					28.655,50	60.964,58	63.042,17	134.122,22
09/90	Lei 4449/90	30/10/90		50,00	42.983,25	91.446,86	94.563,26	201.183,33
10/90					42.983,25	91.446,86	94.563,26	201.183,33
11/90					42.983,25	91.446,86	94.563,26	201.183,33
12/90	Dec.3101-N	03/01/91		30,00	55.878,22	118.880,92	122.932,23	261.538,32
01/91					55.878,22	118.880,92	122.932,23	261.538,32
02/91					55.878,22	118.880,92	122.932,23	261.538,32
03/91	Dec.3137-N	14/03/91		20,00	67.053,86	142.657,10	147.518,67	313.845,96
04/91	Dec.3137-N	14/03/91		20,00	80.464,64	171.188,53	177.022,41	376.615,18
05/91	Lei 4548	28/08/91		202,84	779.760,00	1.658.939,40		
06/91	Dec.3156-N	25/06/91		15,45	900.232,92	1.915.245,54		
07/91					900.232,92	1.915.245,54		
08/91					900.232,92	1.915.245,54		
09/91	Dec.3226-N	16/09/91		36,36	1.227.557,60	2.611.628,80		
10/91					1.227.557,60	2.611.628,80		
11/91					1.227.557,60	2.611.628,80		
12/91	Dec.3276-N	24/12/91		35,00	1.657.227,83	3.525.752,20		
01/92	Dec.3276-N	24/12/91		14,08	1.890.565,51	4.022.178,11		
02/92					1.890.565,51	4.022.178,11		
03/92	Dec.3331-N	25/03/92		20,00	2.268.678,61	4.826.613,74		
04/92	Dec.3331-N	25/03/92		18,00	2.677.040,76	5.695.404,21		
05/92	Dec.3331-N	25/03/92		18,00	3.158.908,10	6.720.576,97		
06/92	Dec.3362-N	08/06/92		45,34	4.591.157,03	9.767.686,57		
07/92					4.591.157,03	9.767.686,57		

Mandado de Segurança nº 2.341/91
Antonio Benedicto Amâncio Pereira e outros

Cargo : Procurador de Justiça

108

Per.	Lei/Deoreto	Data	Correção Salário		Salário		Representação	
			Deveria	Concedeu	Concedeu	Deveria	Concedeu	Deveria
05/90					31.839,47	31.839,47	70.040,23	70.040,23
06/90			112,75		31.839,47	67.738,47	70.040,23	149.010,59
07/90					31.839,47	67.738,47	70.040,23	149.010,59
08/90					31.839,47	67.738,47	70.040,23	149.010,59
09/90	Lei 4449/90	30/10/90		50,00	47.759,21	101.607,71	105.060,35	223.515,88
10/90					47.759,21	101.607,71	105.060,35	223.515,88
11/90					47.759,21	101.607,71	105.060,35	223.515,88
12/90	Dec.3101-N	03/01/91		30,00	62.086,97	132.090,02	136.578,45	290.570,65
01/91					62.086,97	132.090,02	136.578,45	290.570,65
02/91					62.086,97	132.090,02	136.578,45	290.570,65
03/91	Dec.3137-N	14/03/91		20,00	74.504,36	158.508,03	163.894,14	348.684,78
04/91	Dec.3137-N	14/03/91		20,00	89.405,24	190.209,65	196.672,98	418.421,77
05/91	Lei 4548	28/08/91		202,84	820.800,00	1.746.252,00		
06/91	Dec.3156-N	25/06/91		15,45	947.613,60	2.016.047,93		
07/91					947.613,60	2.016.047,93		
08/91					947.613,60	2.016.047,93		
09/91	Dec.3226-N	16/09/91		36,36	1.292.165,90	2.749.082,96		
10/91					1.292.165,90	2.749.082,96		
11/91					1.292.165,90	2.749.082,96		
12/91	Dec.3276-N	24/12/91		35,00	1.744.450,34	3.711.318,11		
01/92	Dec.3276-N	24/12/91		14,08	1.990.068,95	4.233.871,70		
02/92					1.990.068,95	4.233.871,70		
03/92	Dec.3331-N	25/03/92		20,00	2.388.082,74	5.080.646,03		
04/92	Dec.3331-N	25/03/92		18,00	2.817.937,63	5.995.162,32		
05/92	Dec.3331-N	25/03/92		18,00	3.325.166,40	7.074.291,53		
06/92	Dec.3362-N	08/06/92		45,34	4.832.796,85	10.281.775,30		
07/92					4.832.796,85	10.281.775,30		

